

The Illustrated Afghan Hound Breed Standard





This publication has been produced by the **Afghan Hound Breed Council** with acknowledgement to the Royal Kennel Club for their kind permission to reproduce the Afghan Hound Breed Standard.

The Breed Council extends grateful thanks to Jean Hurl, Dianne Merchant-Giles and Terry Wilcox for the illustrations contained herein.

Front and back cover photos:

Ch Syrdarya Malted Milk At Wilbus JW © *Wilbus Photography*

© Afghan Hound Breed Council

The Illustrated Afghan Hound Breed Standard

The **Afghan Hound Breed Standard** is reproduced by kind permission of the Royal Kennel Club. It is also the standard used by the Federation Cynologique Internationale (FCI) in many countries.

About the Breed

Elegance in movement and carriage topped by a glamorous coat typify the sighthound from Afghanistan. The size range covers the different types used for different terrains, the desert plains or the mountains. Long limbs, a long punishing jaw and amazing speed equip him for his job of hunting deer, gazelle and smaller game like the hare and the fox. It is thought that the Afghan may well have been developed from Salukis brought to Afghanistan from neighbouring Persia and the longer coat developed as protection against the cold environment of the mountainous regions of Afghanistan.


The purpose of the Breed Standard

Last updated 1 February 2026

A breed standard is the guideline which describes the ideal characteristics, temperament and appearance including the correct colour of a breed and ensures that the breed is fit for function. Absolute soundness is essential. Breeders and judges should at all times be careful to avoid obvious conditions or exaggerations which would be detrimental in any way to the health, welfare or soundness of the breed.

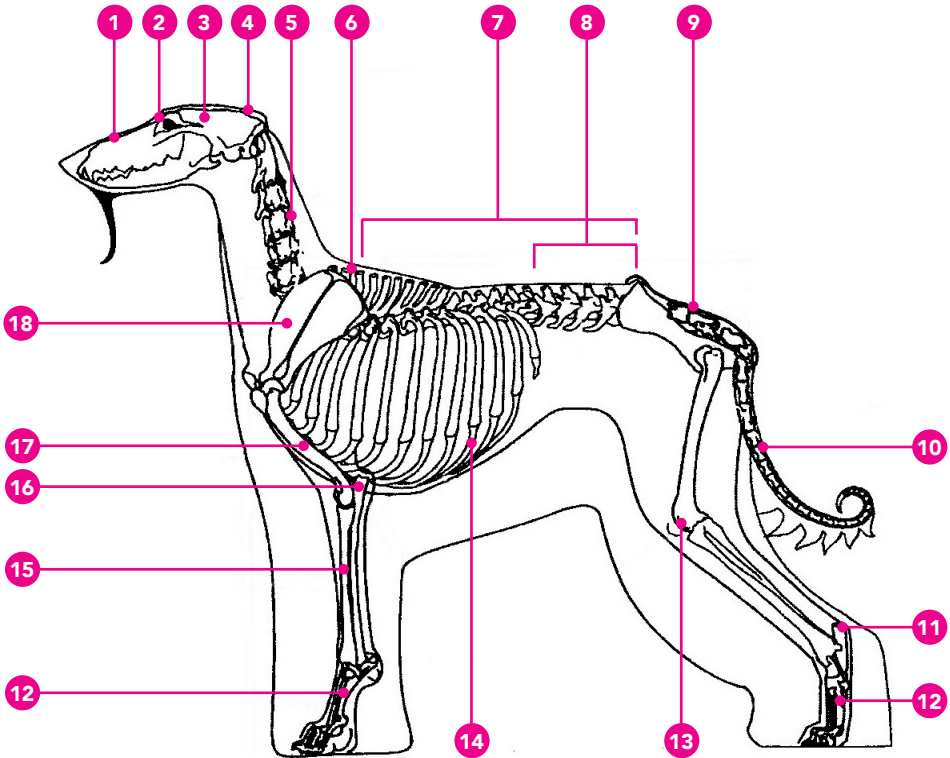
From time to time, certain conditions or exaggerations may be considered to have the potential to affect dogs in some breeds adversely. Judges and breeders are requested to refer to the Breed Watch information related to this breed for details of any such current issues (go to www.thekennelclub.org.uk/search/breeds-a-to-z/breeds/hound/afghan-hound). If a feature or quality is desirable it should only be present in the right measure. However, if a dog possesses a feature, characteristic or colour described as unacceptable, it must not be rewarded in the show ring.

The Afghan Hound Body



- | | | | | | |
|---|----------|----|---------|----|------------------------|
| 1 | Nose | 10 | Thigh | 19 | Chest |
| 2 | Foreface | 11 | Tail | 20 | Shoulder |
| 3 | Stop | 12 | Hock | 21 | Ear |
| 4 | Occiput | 13 | Toes | 22 | Throat |
| 5 | Neck | 14 | Stifle | 23 | Lower Jaw
and Flews |
| 6 | Withers | 15 | Brisket | | |
| 7 | Back | 16 | Elbow | | |
| 8 | Loin | 17 | Pastern | | |
| 9 | Croup | 18 | Forearm | | |

The Afghan Hound Skeleton



1 Foreface
2 Stop
3 Skull
4 Occiput
5 Neck
6 Withers

7 Back
8 Loin
9 Croup
10 Tail
11 Hock
12 Pastern

13 Stifle
14 Ribs
15 Foreleg
16 Elbow
17 Upper Arm
18 Shoulder

The Standard

General appearance

Gives the impression of strength and dignity, combining speed and power. Head held proudly.

Characteristics

Eastern or Oriental expression is typical of breed. The Afghan looks at and through one.

Temperament

Dignified and aloof, with a certain keen fierceness.

Head and skull

Skull long, not too narrow, with prominent occiput. Foreface long with punishing jaws and slight stop. Skull well balanced and mounted by a long 'top-knot'. Nose preferably black, liver permissible in light-coloured dogs.




A



B



C



D



E



F



G

- A Well balanced head, not exaggerated
- B Foreface too short
- C Dished face
- D Foreface too long
- E Snipey, weak muzzle
- F Borzoi head, no stop
- G Setter head

Eyes

Preferrably dark but golden colour permissible. Nearly triangular in appearance, slanting slightly upwards from inner corner to outer corner.

Various eye shapes
in different breeds

- A Nearly triangular
- B Almond
- C Slit
- D Round
- E White 3rd eyelid
- F Exposed haw



A



B



C



D



E



F

Ears

Set low and well back, carried close to head. Covered with long silky hair.

Mouth

Jaws strong with a perfect, regular and complete scissor bite, ie upper teeth closely overlapping lower teeth and set square to the jaws. Level bite tolerated.

Correct bite
- scissor



Incorrect bite
- undershot



Correct bite
- level



Incorrect bite
- overshot




Neck

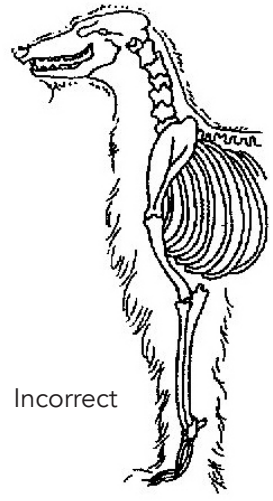
Long, strong, with proud carriage of head.

Forequarters

Shoulders long and sloping, set well back, well muscled and strong without being loaded. Upper arm long and sloping. In profile this brings the elbow vertically below the wither. Forelegs straight and well boned, elbows close to ribcage, turning neither in nor out.



Correct



Incorrect

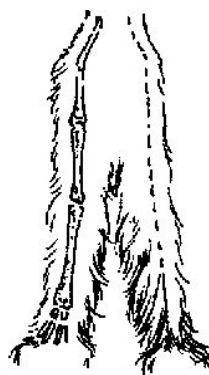
Diagrammatic illustrations of correct and faulty front angulation



A



B




C

A Correct
B Too wide
C Too narrow

Body

Back level, moderate length, well muscled, back falling slightly away to stern. Loin straight, broad and rather short. Hipbones rather prominent and wide apart. A fair spring of ribs and good depth of chest.

The Rib Cage




Normal




Slab-sided
(too narrow)



Barrel Chested




Legs, body and neck in proportion - balanced



Back too short - unbalanced



Legs too short, neck too long - unbalanced

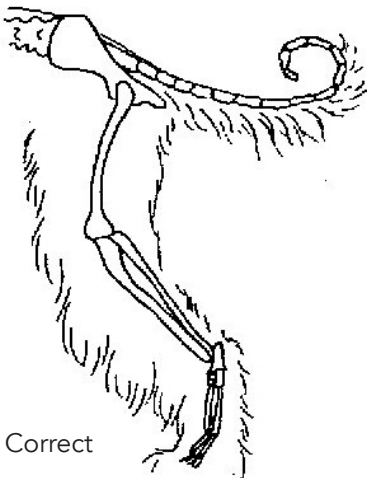


Back too long - unbalanced

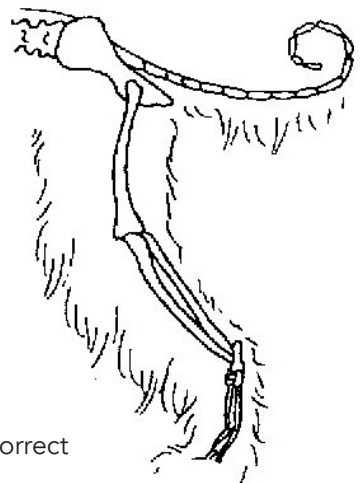
Hindquarters

Powerful, well-bent and well-turned stifles. Great length between hip and hock, with comparatively short distance between hock and foot.

Diagrammatic illustration of correct and faulty rear angulation viewed from sides



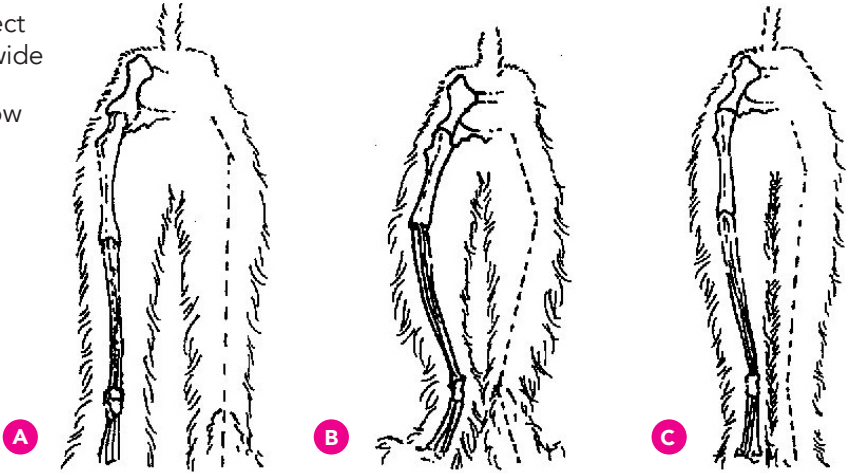
Correct



Incorrect

Diagrammatic illustration of correct and faulty rear angulation viewed from rear

- A Correct
- B Too wide
- C Too narrow




Feet

Forefeet strong and very large both in length and breadth, and covered with long, thick hair, toes arched. Pasterns long and springy, pads well down on ground. Hindfeet long, but not quite as broad as forefeet, covered with long thick hair.

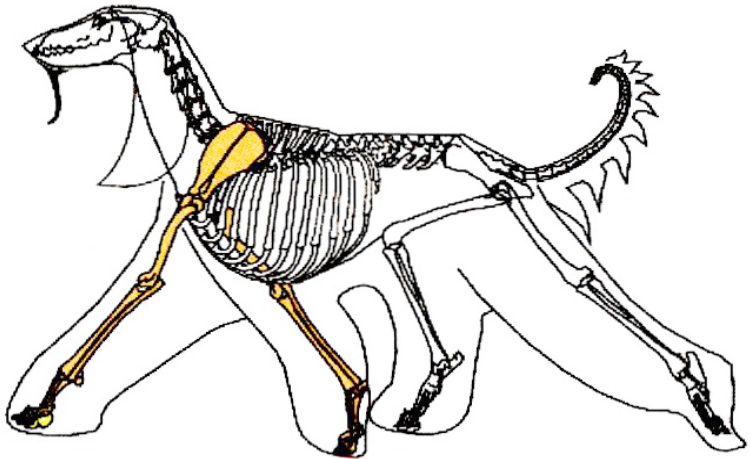
Tail

Not too short. Set on low with ring at end. Raised when in action. Sparsely feathered.



Gait/movement

Smooth and springy with a style of high order.



Diagrammatic illustration of movement

Coat

Long and very fine texture on the ribs, fore and hindquarters and flanks. In mature dogs, from the shoulder backwards and along the saddle, hair short and close. Hair long from the forehead backwards with a distinct silky 'topknot'. On the foreface hair short, ears and legs well coated. Pasterns can be bare. Coat must develop naturally. Any evidence of clipping or scissoring should be penalised.

Colour

All colours acceptable however white markings on the head or collar are highly undesirable.

Size

Ideal height: dogs: 68-74 cms (27-29 ins); bitches: 63-69 cms (25-27 ins).

Note on size for prospective puppy buyers: *The Royal Kennel Club Breed Standard is a guide and a description of the ideal for the breed; the size as described does not imply that a dog will match the measurements given (height or weight). A dog might be larger or smaller than the size measurements stated in the breed standard.*

Faults

Any departure from the foregoing points should be considered a fault and the seriousness with which the fault should be regarded should be in exact proportion to its degree and its effect upon the health and welfare of the dog and on the dog's ability to perform its traditional work.

Note

Male animals should have two apparently normal testicles fully descended into the scrotum.

